

# THE STRONG DESIRE TO SEE CLEARLY

## MODERN METHODS TO CORRECT COMMON VISION DISORDERS.

Good vision is something everyone wants, but not everyone has naturally. Eye conditions such as nearsightedness, farsightedness and astigmatism, so-called refractive errors, are very common.

Eyeglasses and contact lenses offer a suitable solution. However, some people consider them inconvenient. They just want to see clearly without visual aids.

Today, most refractive errors can be effectively treated with modern Laser Vision Correction methods. In particular, three procedures are widely available today: PRK, LASIK and SMILE.

Whether Laser Vision Correction is right for you depends on various factors. Your eye doctor can assist you in determining the best option for your vision needs and lifestyle preferences.



مستشفى الزهراء دبي  
AL ZAHRA HOSPITAL DUBAI

This flyer is only for basic information. It is not to be considered medical advice or a substitute for obtaining your own medical consultation, during which you will be informed also about possible risks, side effects and restrictions of refractive surgery.

AL ZAHRA LASER  
VISION CORRECTION

SEEING BEYOND



04 378 6666

P.O. Box. 124412, Al Barsha 1, Dubia, UAE

Fax: +971 4 378 6721

[www.azhd.ae](http://www.azhd.ae)

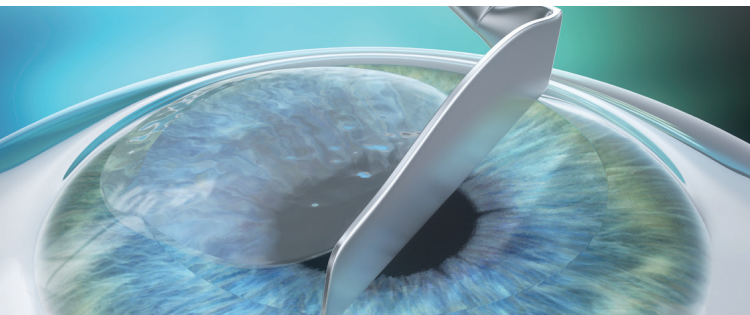
مستشفى الزهراء دبي  
AL ZAHRA HOSPITAL DUBAI

THINKING ABOUT  
LASER VISION CORRECTION?  
AN OVERVIEW OF TREATMENT OPTIONS



# UNDERSTANDING PRK, LASIK AND SMILE PRO

## THE THREE OPTIONS OF LASER VISION CORRECTION



### PRK

Surface ablation surgery

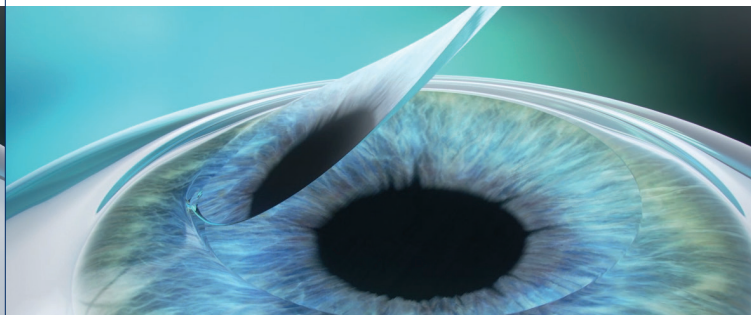
#### Treatment steps

- The outer layer of the cornea (epithelium) is dissolved.
- The layer is removed or moved to the side.
- The vision is corrected through tissue ablation with an excimer laser.
- A protective contact lens is placed over the eye until the epithelium grows back within a few days.

#### Characteristics

- More suitable for patients with thin corneas.
- Least expensive Laser Vision Correction procedure.

# REFRACTIVE SURGERY IS A WIDELY PERFORMED TREATMENT APPROACH FOR CORRECTING VARIOUS VISION IMPAIRMENTS.



### LASIK

Flap surgery

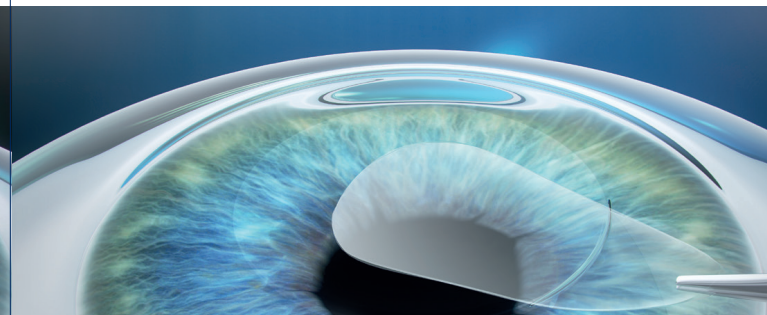
#### Treatment steps

- A flap, a hinged piece of tissue, is created with a device (LASIK) or highly precise femtosecond laser (Femto-LASIK).
- The flap is carefully folded back to treat the corneal tissue.
- The vision is corrected through tissue ablation with an excimer laser.
- The flap is returned to its original position, protecting the eye much like a natural bandage.

#### Characteristics

- Treatment standard for over 20 years.
- Normally quick visual recovery.
- Performed by many clinics and doctors.

The field has seen many advancements within a relatively brief span of only 30 years, as reflected by the three options of Laser Vision Correction available today: PRK, LASIK and SMILE.



### SMILE PRO

Minimally invasive surgery

#### Treatment steps

- A small piece of corneal tissue (lenticule) and a small incision are created inside the cornea.
- The lenticule is removed through the small incision.
- By removing the lenticule, the vision correction is achieved.

#### Characteristics

- Advanced Laser Vision Correction.
- Minimally invasive and gentle with only a small incision.
- Supports a comfortable and stress-free patient experience.